


# Year 3 French Curriculum

	Autumn 1		Autumn 2	
<p><b>ONE OFF PHONICS LESSON</b></p> <p>Taught at start of Y3</p>	<p><u>La phonétique Lesson 1</u>            Key sounds/phonemes:            Ch - pronounced like the 'sh' sound in the English word 'shop'.            Ou - pronounced like the 'oo' sound in the English word 'tooth'.            On - This is pronounced as a nasal sound and is very similar to the long 'on' sound in the English word 'honk'.            Oi - This is pronounced like the English 'wah' sound found in the word 'wagon'</p>			
<p>Unit Name Early Language Teaching</p>	<p><u>J'apprends le français</u> I am learning French</p>		<p><u>Les Animaux</u> (Animals)</p>	
<p>Aim of Unit</p>	<p>Find France on a map and be able to recall at least 1 Francophone country.            Use key greetings.            Ask and answer the question 'How are you?' in French.            Ask and answer the question 'What is your name?' in French.            Count to 10 in French.            Read, write, say and recognise 10 colours in French.</p>		<ul style="list-style-type: none"> <li>• Name and recognise up to 10 animals in French.</li> <li>• Attempt to spell some of these nouns with their correct indefinite article.</li> <li>• Pretend that we are a particular animal using the 1st person singular of the verb être (je suis = I am).</li> </ul>	
<p>Skills developed</p>	<p>Starting to work on our memory skills so that language and the spelling of new words is remembered after the lesson.            Learning to look for cognates first (such as 'bleu' for 'blue') and associating words and phrases to images.</p>		<p>We will work on improving our memory skills so that we remember the animals in French after the lesson. Remembering to always look out for cognates (such as lion) and using pictures to help.            Learning how to build a short simple sentence in French using the personal pronoun (je) with a conjugated verb (suis), an indefinite article/determiner (un or une) and a noun (in this unit an animal).</p>	
<p>Vocabulary to learn and revisit</p>	<p>Language necessary to use key greetings, ask and answer the questions 'How are you?' and 'What is your name?' as well as numbers 1-10 and 10 key colours in French.</p>		<p>10 common animals. The animals plus their appropriate indefinite article. First person conjugation of the verb être (je suis = I am).</p>	
<p>Key vocabulary</p>	<p>Bonjour ! Salut ! Ça va ? Ça va bien Ça va mal Comme ci, comme ça Au revoir !</p>	<p>Hello!/Good morning! Hi! How are you? I am fine I am not great So-so Goodbye!</p>	<p>les animaux un lapin un canard un cochon un mouton un lion une souris</p>	<p>the animals a rabbit a duck a pig a sheep a lion a mouse</p>


# Year 3 French Curriculum

	À plus tard !	See you later!	un oiseau	a bird
	Comment t'appelles-tu ?	What is your name?	une vache	a cow
	Je m'appelle	My name is	un cheval	a horse
	un	one	je suis	I am
	deux	two	un a	masculine
	trois	three	une a	feminine
	Quatre	four		
	cinq	five		
	six	six		
	sept	seven		
	huit	eight		
	neuf	nine		
	dix	ten		
	Rouge	red		
	bleu	blue		
	jaune	yellow		
	vert	green		
	noir	black		
	blanc	white		
	gris	grey		
orange	orange			
violet	purple			
marron	brown			
Phonics and pronunciation	<ul style="list-style-type: none"> <li>oi sound in 'trois' and 'noir'</li> <li>on sound in 'marron'</li> <li>ou sound in 'rouge'</li> <li>Silent letters. The 's' in 'Paris', 'gris' and 'trois' or the 't' in 'violet' and 'vert'. There are many silent letters at the end of French words.</li> <li>Guttural 'R'. Becoming more familiar with the French 'r' sound as seen in noir, orange, gris, marron, vert, rouge, trois and quatre. Made from the back of the mouth, not the front.</li> <li>Elision. As seen in 'Comment t'appelles-tu ?' and 'je m'appelle'. Dropping of the last letter of a word (in this case the 'e' in me) and replacing it with an apostrophe.</li> </ul>		<ul style="list-style-type: none"> <li>CH sound in cheval</li> <li>OU sound in souris &amp; mouton</li> <li>ON sound in cochon &amp; mouton</li> <li>OI sound in oiseau</li> <li>Silent letters and liaison. 'D' is not pronounced in canard and the last 's' is not pronounced in souris. The last 's' is however pronounced in the word suis as seen in lesson 5. Here it is in front of the indefinite article/ determiners un and une that start with a vowel. Liaison occurs and the normally silent 's' is pronounced almost like a 'z'.</li> <li>Nasal sounds. Starting to explore the four French nasal sounds (on, un, in and an). This sound does not exist in English and is made through the nose not the mouth! Words like cochon, singe</li> </ul>	

# Year 3 French Curriculum

	Attaching it to the word that follows which begins with a vowel or mute 'h'. This is in order to facilitate pronunciation. It is not optional in French.	and mouton.
<b>Grammar we will learn &amp; revisit</b>	None in this unit	Nouns, gender, articles/determiners and verbs. To learn that nouns in French can have different articles based on their gender (masculine and feminine nouns). Looking more closely at two indefinite articles/determiners un (for masculine nouns) and une (for feminine nouns). Learning how to categorise nouns by gender (un or une). Introduction of 1st person singular conjugation of the high frequency irregular verb être (to be) in French.


# Year 3 French Curriculum

	Spring 1		Spring 2																																											
<b>Unit Name</b> Early Language Teaching	Les Formes (Shapes)		Je peux - I am able....																																											
<b>Aim of Unit</b>	<ul style="list-style-type: none"> <li>Name, recognise and remember up to 10 shapes in French.</li> <li>Attempt to spell some of these shapes in French.</li> <li>Attempt to remember which shapes are masculine or feminine.</li> <li>Revise and/or learn numbers 1-5 in French.</li> </ul>		<ul style="list-style-type: none"> <li>Recognise, remember and spell 10 action verbs in French.</li> <li>Use these verbs in the infinitive to form positive and negative sentence structures with 'je peux' (I am able) and 'je ne peux pas' (I am not able).</li> <li>Attempt to combine positive and negative sentence structures to form longer and more complex sentences using the conjunctions 'et' (and) &amp; 'mais' (but).</li> </ul>																																											
<b>Skills developed</b>	We will work on being able to pronounce and remember new words in French using clear colourful images of the shapes to help us. We will learn key nouns in French and will learn the article/determiner alongside the noun, using what we know in English to help us. We will work on remembering the shapes in French over a longer period of time.		We will work on improving our memory skills using imagery, sound, or mime so that we remember the new vocabulary in French after the lesson. Using a greater variety of high frequency verbs whilst learning to expand, looking up other similar action verbs not covered in the lesson using the English to French section of a dictionary. Learning how to build sentences in French using the 1st person conjugated verb je peux (I am able) or je ne peux pas (I am not able), using pictures to help. Extra challenge of attempting to extend sentences with the conjunctions et (and) & mais (but) in French.																																											
<b>Vocabulary to learn and revisit</b>	The nouns and determiners/articles for 10 common shapes and numbers 1-5 in French		Ten different high frequency action verbs linked to common activities. First person conjugation of the modal verb pouvoir (to be able), in the positive and negative plus ten common infinitive verbs.																																											
<b>Key vocabulary</b>	<table border="1"> <tr><td>un triangle</td><td>a triangle</td></tr> <tr><td>un carré</td><td>a square</td></tr> <tr><td>un ovale</td><td>an oval</td></tr> <tr><td>un cercle</td><td>a circle</td></tr> <tr><td>un rectangle</td><td>a rectangle</td></tr> <tr><td>un pentagone</td><td>a pentagon</td></tr> <tr><td>un hexagone</td><td>a hexagon</td></tr> <tr><td>un losange</td><td>a rhombus</td></tr> <tr><td>une ligne</td><td>a line</td></tr> <tr><td>une étoile</td><td>a star</td></tr> <tr><td>un</td><td>one</td></tr> </table>	un triangle	a triangle	un carré	a square	un ovale	an oval	un cercle	a circle	un rectangle	a rectangle	un pentagone	a pentagon	un hexagone	a hexagon	un losange	a rhombus	une ligne	a line	une étoile	a star	un	one		<table border="1"> <tr><td>je peux</td><td>I am able</td></tr> <tr><td>je ne peux pas</td><td>I am not able</td></tr> <tr><td>danser</td><td>to dance</td></tr> <tr><td>dessiner</td><td>to draw</td></tr> <tr><td>chanter</td><td>to sing</td></tr> <tr><td>nager</td><td>to swim</td></tr> <tr><td>sauter</td><td>to jump</td></tr> <tr><td>parler français</td><td>to speak French</td></tr> <tr><td>cuisiner</td><td>to cook</td></tr> <tr><td>faire du vélo</td><td>to ride a bike</td></tr> </table>	je peux	I am able	je ne peux pas	I am not able	danser	to dance	dessiner	to draw	chanter	to sing	nager	to swim	sauter	to jump	parler français	to speak French	cuisiner	to cook	faire du vélo	to ride a bike	
un triangle	a triangle																																													
un carré	a square																																													
un ovale	an oval																																													
un cercle	a circle																																													
un rectangle	a rectangle																																													
un pentagone	a pentagon																																													
un hexagone	a hexagon																																													
un losange	a rhombus																																													
une ligne	a line																																													
une étoile	a star																																													
un	one																																													
je peux	I am able																																													
je ne peux pas	I am not able																																													
danser	to dance																																													
dessiner	to draw																																													
chanter	to sing																																													
nager	to swim																																													
sauter	to jump																																													
parler français	to speak French																																													
cuisiner	to cook																																													
faire du vélo	to ride a bike																																													

# Year 3 French Curriculum

	deux	two		jouer d'un instrument	to play an instrument
	trois	three		et	and
	quatre	four		mais	but
	cinq	five			
	cercles	circles			
	triangles	triangles			
	carrés	squares			
	rectangles	rectangles			
	ovales	ovals			
	hexagones	hexagons			
	pentagones	pentagons			
	losanges	rhombuses/rhombi			
	étoiles	stars			
	lignes	lines			
Phonics and pronunciation	<ul style="list-style-type: none"> <li>• OI sound in 'étoiles'</li> <li>• Silent letters. We will see that the letter 's' is not pronounced in the shapes when they are in plural form. We will learn that when 's' is a final consonant it is nearly always a silent letter in French.</li> <li>• Liaison. The normally silent 'x' in 'deux' is pronounced in 'deux ovales' but the 'x' almost sounds like a 'z'. This happens often in French when a word ending in 'x' is followed by a word starting with a vowel. We will learn in later units that this is called 'liaison'.</li> <li>• Guttural 'R'. Becoming more familiar with the French 'r' sound as seen in 'cercle'. Made from the back of the mouth, not the front.</li> </ul>		<ul style="list-style-type: none"> <li>• CH sound in chanter.</li> <li>• OU sound in jouer d'un instrument.</li> <li>• Silent letters. 'X' is one of the 6 most commonly silent consonants in French. The "x" in peux is therefore not pronounced.</li> <li>• Nasal sounds. Starting to explore the four French nasal sounds (on, un, in, and an). This sound does not exist in English and is made through the nose not the mouth! Words like danser and chanter.</li> </ul>		
	Grammar we will learn & revisit	Nouns, gender & articles/determiners. In this unit, we will be exploring that the word for 'a/an' in French can be either 'un' (masculine) or 'une' (feminine) - this is called the gender of the noun. We will learn that it is important to remember which shapes are masculine and which shapes are feminine. We will see this a lot in other units!		Modal verb plus infinitive. Learning that je peux (that comes from the modal verb pouvoir and translates as 'I am able') is ALWAYS followed by a verb in its infinitive form in French. The negative sentence structure in French follows the rule of ne plus the conjugated MODAL verb, peux, plus pas, and finally followed by the INFINITIVE verb.	

# Year 3 French Curriculum

	Summer 1	Summer 2																																																												
Unit Name Early Language Teaching	Les Fruits (add to 3AF overview)	Les Legumes																																																												
Aim of Unit	<ul style="list-style-type: none"> <li>Name, recognise and remember up to 10 fruits in French.</li> <li>Attempt to spell some of these nouns with their correct article/ determiner.</li> <li>Ask somebody in French if they like a particular fruit.</li> <li>Say what fruits we like and dislike in French.</li> </ul>	<ul style="list-style-type: none"> <li>Name, recognise and recall from memory up to 10 vegetables in French.</li> <li>Attempt to spell some of these nouns with their plural article/determiner.</li> <li>Learn and use the high frequency verb <i>je voudrais</i> from the verb <i>vouloir</i>, to want in French.</li> </ul>																																																												
Skills developed	Working on memory, recall and retention skills using images to help. Learning how to ask a question and answer it in French including a simple opinion.	Working on improving memory skills. Remembering more spellings from memory and using a variety of activities to help this. Remembering to always look for cognates first (such as carottes and tomates). Having enough language from memory to perform a short role-play.																																																												
Vocabulary to learn and revisit	The nouns and determiners/articles for 10 common fruits in French. The language required to ask a question in French and how to answer the question in French (using the positive and negative form).	10 common vegetables and their plural definite article/determiner. Simple vocabulary including a kilo, a half kilo, please and thank you, hello and can I have.																																																												
Key vocabulary	<table border="1"> <tr><td>J'aime</td><td>I like</td></tr> <tr><td>Je n'aime pas</td><td>I do not like</td></tr> <tr><td>une pomme</td><td>an apple</td></tr> <tr><td>les pommes</td><td>the apples</td></tr> <tr><td>une fraise</td><td>a strawberry</td></tr> <tr><td>les fraises</td><td>the strawberries</td></tr> <tr><td>une pêche</td><td>a peach</td></tr> <tr><td>les pêches</td><td>the peaches</td></tr> <tr><td>une banane</td><td>a banana</td></tr> <tr><td>les bananes</td><td>the bananas</td></tr> <tr><td>une cerise</td><td>a cherry</td></tr> <tr><td>les cerises</td><td>the cherries</td></tr> <tr><td>une orange</td><td>an orange</td></tr> <tr><td>les oranges</td><td>the oranges</td></tr> <tr><td>une prune</td><td>a plum</td></tr> </table>	J'aime	I like	Je n'aime pas	I do not like	une pomme	an apple	les pommes	the apples	une fraise	a strawberry	les fraises	the strawberries	une pêche	a peach	les pêches	the peaches	une banane	a banana	les bananes	the bananas	une cerise	a cherry	les cerises	the cherries	une orange	an orange	les oranges	the oranges	une prune	a plum	<table border="1"> <tr><td>Bonjour</td><td>hello</td></tr> <tr><td>au revoir</td><td>goodbye</td></tr> <tr><td>les aubergines</td><td>the aubergines</td></tr> <tr><td>les épinards</td><td>the spinach</td></tr> <tr><td>les oignons</td><td>the onions</td></tr> <tr><td>les courgettes</td><td>the courgettes</td></tr> <tr><td>les tomates</td><td>the tomatoes</td></tr> <tr><td>les haricots verts</td><td>the green beans</td></tr> <tr><td>les petits pois</td><td>the peas</td></tr> <tr><td>les champignons</td><td>the mushrooms</td></tr> <tr><td>les carottes</td><td>the carrots</td></tr> <tr><td>les pommes de terre</td><td>the potatoes</td></tr> <tr><td>un kilo de... / d'...</td><td>one kilo of...</td></tr> <tr><td>un demi kilo de... / d'...</td><td>half a kilo of...</td></tr> <tr><td>Je voudrais...</td><td>I would like...</td></tr> </table>	Bonjour	hello	au revoir	goodbye	les aubergines	the aubergines	les épinards	the spinach	les oignons	the onions	les courgettes	the courgettes	les tomates	the tomatoes	les haricots verts	the green beans	les petits pois	the peas	les champignons	the mushrooms	les carottes	the carrots	les pommes de terre	the potatoes	un kilo de... / d'...	one kilo of...	un demi kilo de... / d'...	half a kilo of...	Je voudrais...	I would like...
J'aime	I like																																																													
Je n'aime pas	I do not like																																																													
une pomme	an apple																																																													
les pommes	the apples																																																													
une fraise	a strawberry																																																													
les fraises	the strawberries																																																													
une pêche	a peach																																																													
les pêches	the peaches																																																													
une banane	a banana																																																													
les bananes	the bananas																																																													
une cerise	a cherry																																																													
les cerises	the cherries																																																													
une orange	an orange																																																													
les oranges	the oranges																																																													
une prune	a plum																																																													
Bonjour	hello																																																													
au revoir	goodbye																																																													
les aubergines	the aubergines																																																													
les épinards	the spinach																																																													
les oignons	the onions																																																													
les courgettes	the courgettes																																																													
les tomates	the tomatoes																																																													
les haricots verts	the green beans																																																													
les petits pois	the peas																																																													
les champignons	the mushrooms																																																													
les carottes	the carrots																																																													
les pommes de terre	the potatoes																																																													
un kilo de... / d'...	one kilo of...																																																													
un demi kilo de... / d'...	half a kilo of...																																																													
Je voudrais...	I would like...																																																													

# Year 3 French Curriculum

	<table border="1"> <tr><td>les prunes</td><td>the plums</td></tr> <tr><td>une poire</td><td>a pear</td></tr> <tr><td>les poires</td><td>the pears</td></tr> <tr><td>un kiwi</td><td>a kiwi</td></tr> <tr><td>les kiwis</td><td>the kiwis</td></tr> <tr><td>un abricot</td><td>an apricot</td></tr> <tr><td>les abricots</td><td>the apricots</td></tr> </table>	les prunes	the plums	une poire	a pear	les poires	the pears	un kiwi	a kiwi	les kiwis	the kiwis	un abricot	an apricot	les abricots	the apricots		<table border="1"> <tr><td>s'il vous plaît</td><td>please</td></tr> <tr><td>merci</td><td>thank you</td></tr> <tr><td>Je peux vous aider ?</td><td>Can I help you?</td></tr> <tr><td>C'est tout ?</td><td>Is that all/Anything else?</td></tr> <tr><td>C'est combien ?</td><td>How much is that?</td></tr> <tr><td>Dans mon panier j'ai...</td><td>In my basket I have...</td></tr> <tr><td>Et</td><td>and</td></tr> </table>	s'il vous plaît	please	merci	thank you	Je peux vous aider ?	Can I help you?	C'est tout ?	Is that all/Anything else?	C'est combien ?	How much is that?	Dans mon panier j'ai...	In my basket I have...	Et	and	
les prunes	the plums																															
une poire	a pear																															
les poires	the pears																															
un kiwi	a kiwi																															
les kiwis	the kiwis																															
un abricot	an apricot																															
les abricots	the apricots																															
s'il vous plaît	please																															
merci	thank you																															
Je peux vous aider ?	Can I help you?																															
C'est tout ?	Is that all/Anything else?																															
C'est combien ?	How much is that?																															
Dans mon panier j'ai...	In my basket I have...																															
Et	and																															
<p style="text-align: center;"><b>Phonics and Pronunciation</b></p>	<ul style="list-style-type: none"> <li>• OI sound in poire</li> <li>• Silent letters. We will see that the letter 's' is not pronounced in 'les' or the plural version of the fruits as final consonants are nearly always silent letters in French.</li> <li>• Liaison. Understanding better that liaison is the word to explain what happens with pronunciation when a word that ends in a normally silent consonant is followed by a word starting with a vowel. The normally silent 's' in les is pronounced in les oranges and les abricots as both those fruits start with a vowel but the 's' almost sounds like a 'z'. This happens often in French.</li> <li>• Guttural 'R'. Becoming more familiar with the French 'r' sound as seen in fraise, orange, poire, prune, cerise &amp; abricot. Made from the back of the mouth, not the front.</li> </ul>		<ul style="list-style-type: none"> <li>• CH sound in champignon</li> <li>• ON sound in oignon</li> <li>• Liaison. The reason why the final letter 's' in les is sometimes pronounced and sometimes left silent in the unit is due to liaison in French. If the article/determiner is followed by a noun that starts with a vowel - a normally silent 's' is pronounced by as a 'z' sound. As with les oignons, les épinards and les aubergines.</li> <li>• H Aspiré. The letter 'h' in haricots is called a h aspiré. It is still a silent 'h' but there is no liaison. The final 's' in les remains SILENT when used with haricots verts.</li> </ul>																													
<p style="text-align: center;"><b>Grammar we will learn &amp; revisit</b></p>	<p>Nouns, gender, articles/determiners and plural form. We will be exploring the concept of gender in French and starting to understand better that nouns in French are either masculine or feminine. Learning that gender will affect other words in a sentence like the indefinite article/determiner which has two forms: un and une. Understanding that the plural definite article/determiner is les in French and seeing that this is not affected by gender. There is only one plural option. Exploring how to make the fruits plural in French.</p>		<p>Nouns and articles/determiners in plural form. Learning that the plural definite article/determiner (the word for 'the') is les in French and does not change. Both the noun and definite article/determiner in French change in plural form. This does not happen in English.</p>																													